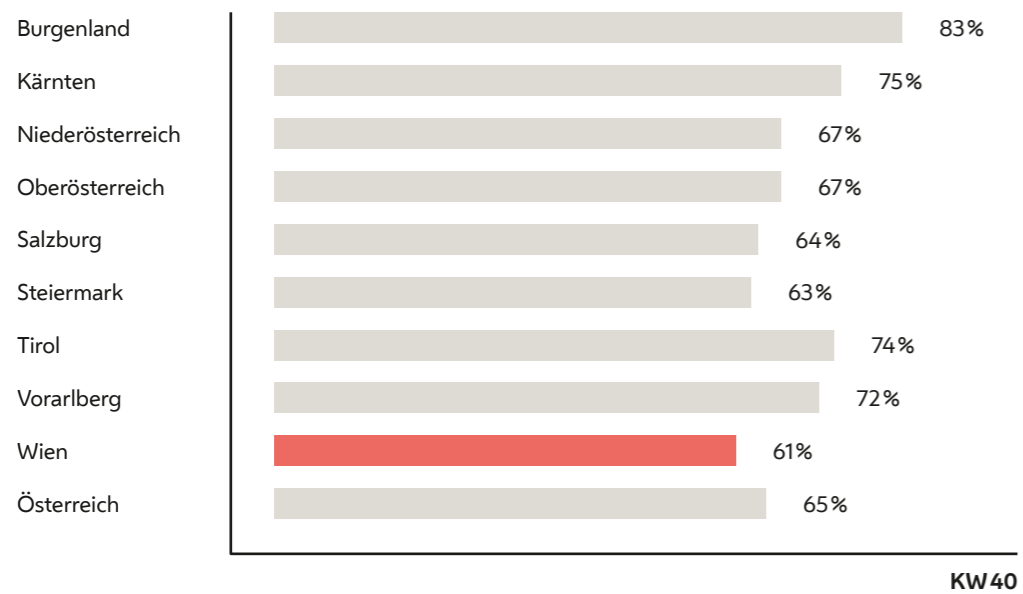
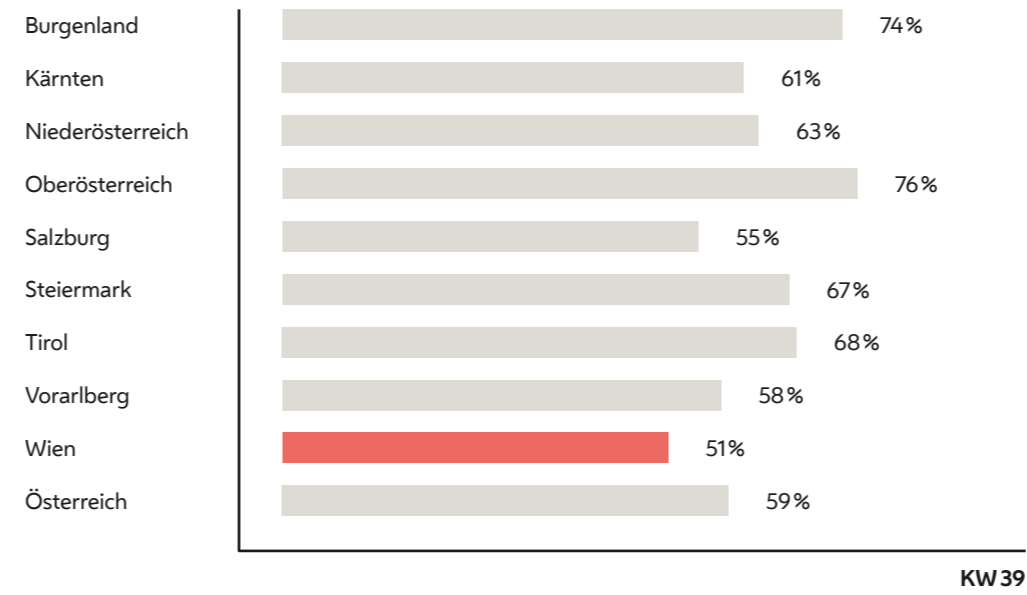
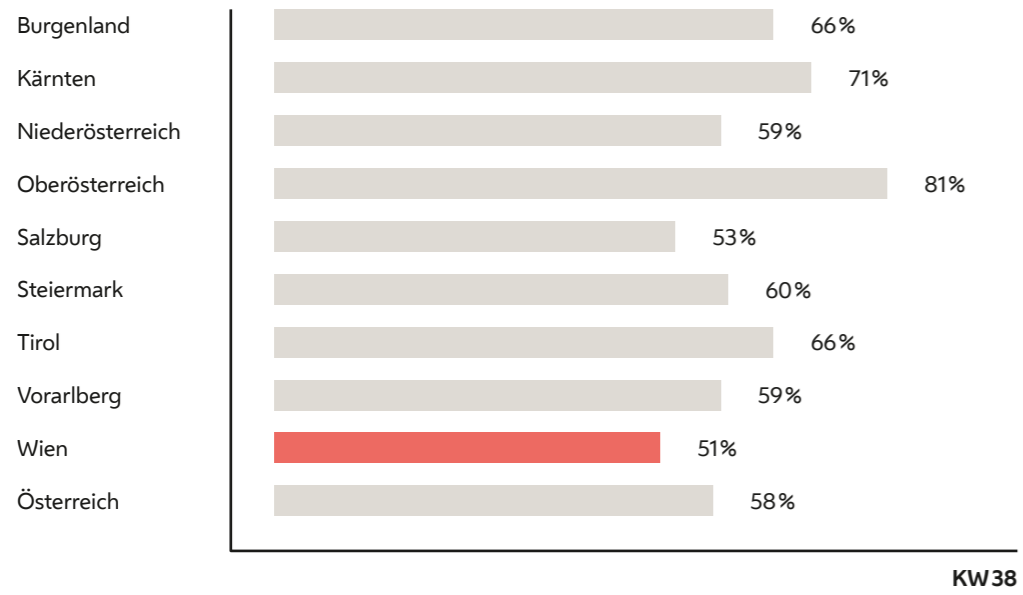
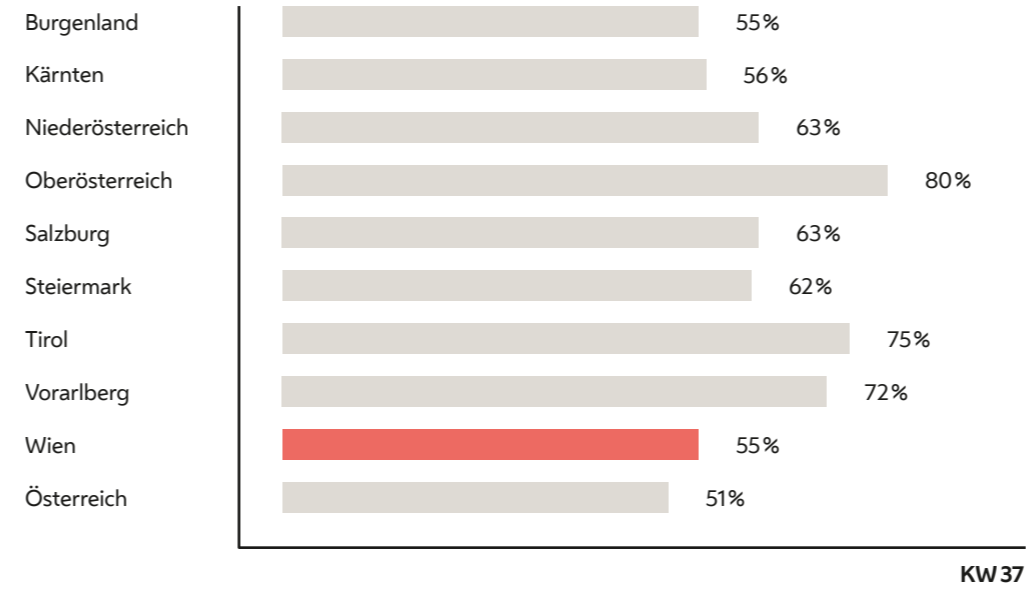
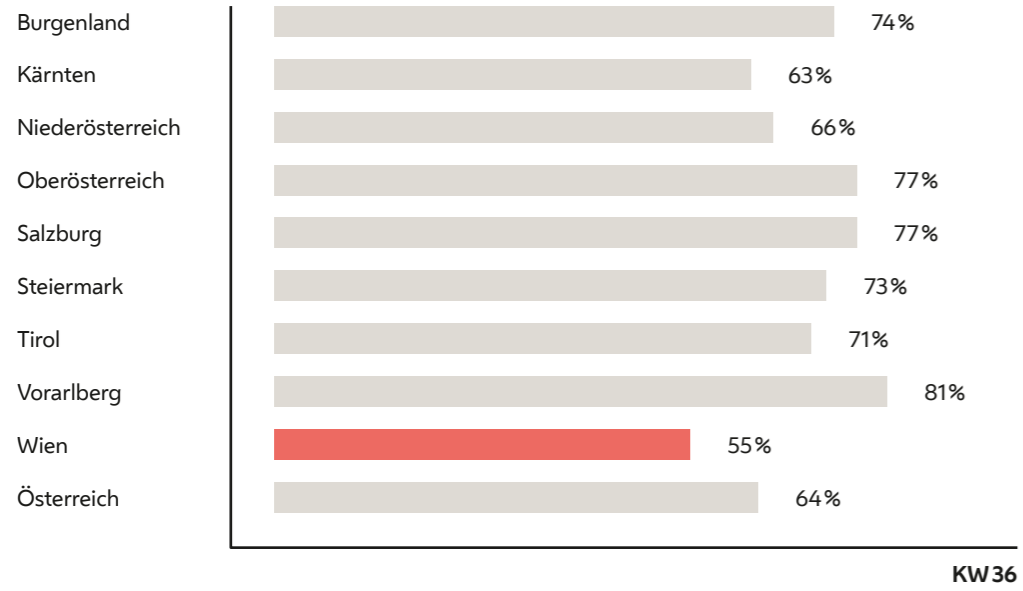
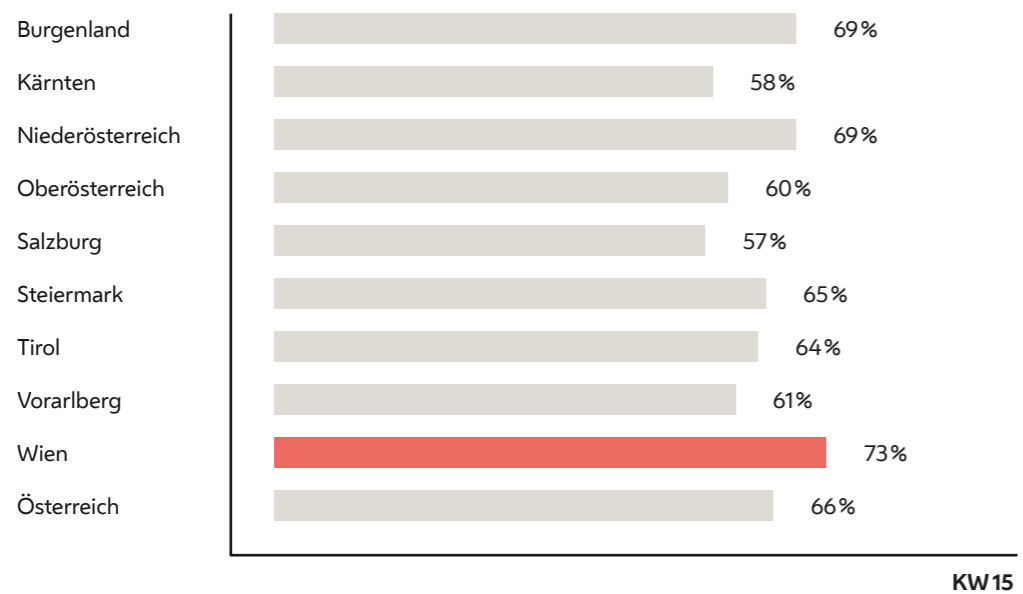
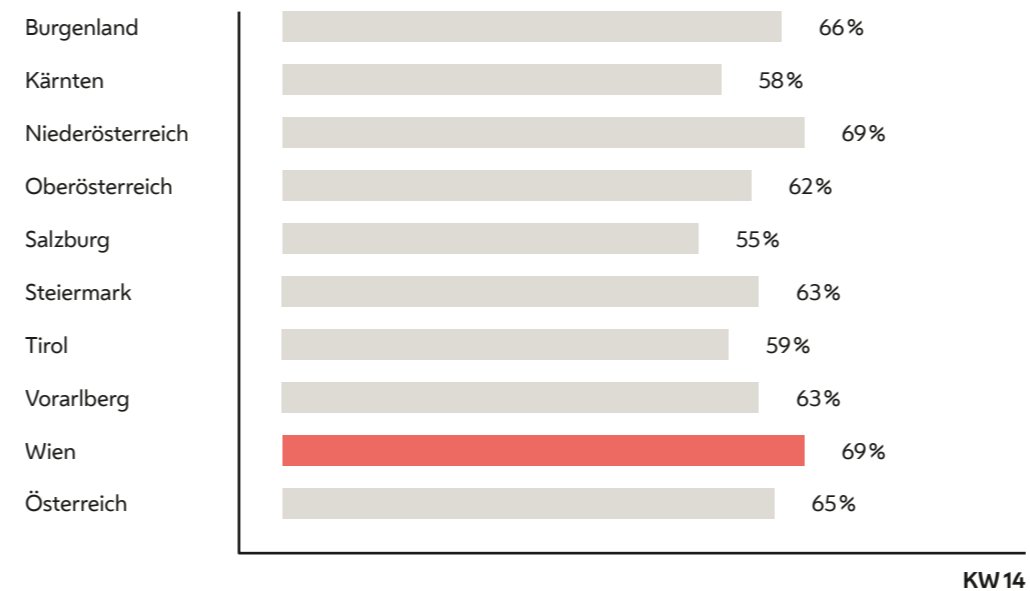
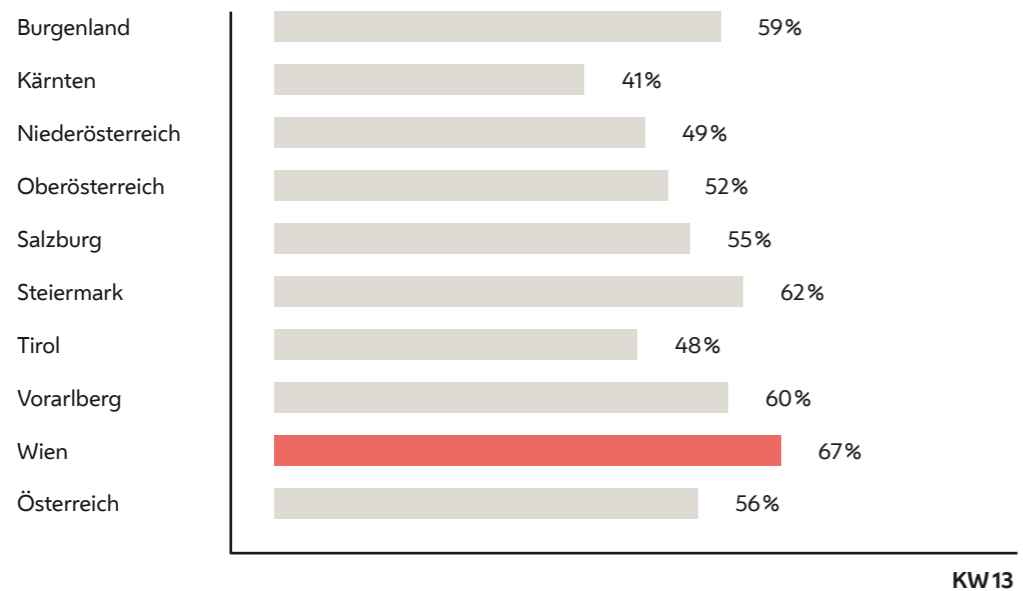
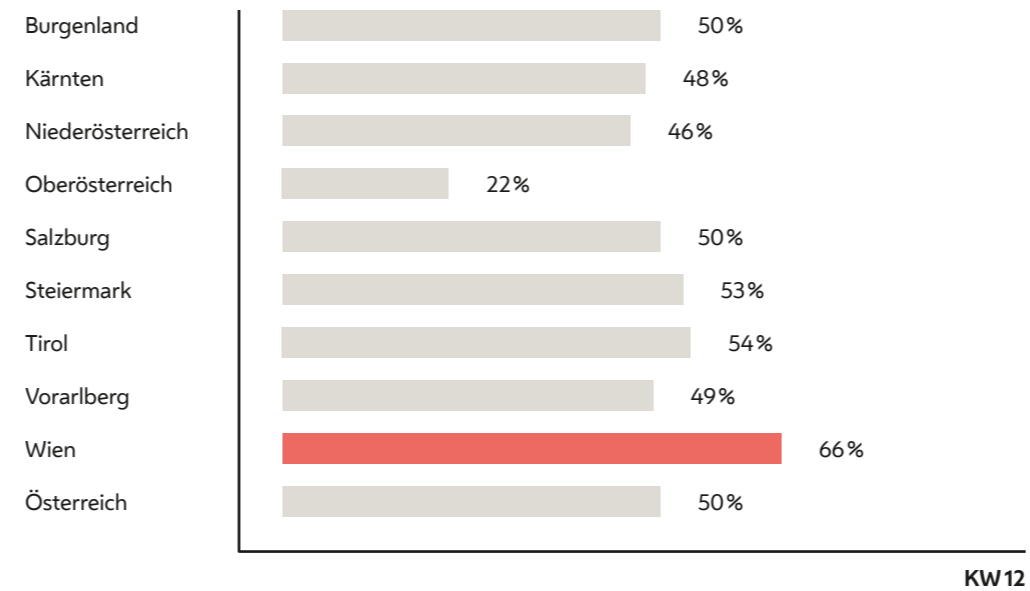
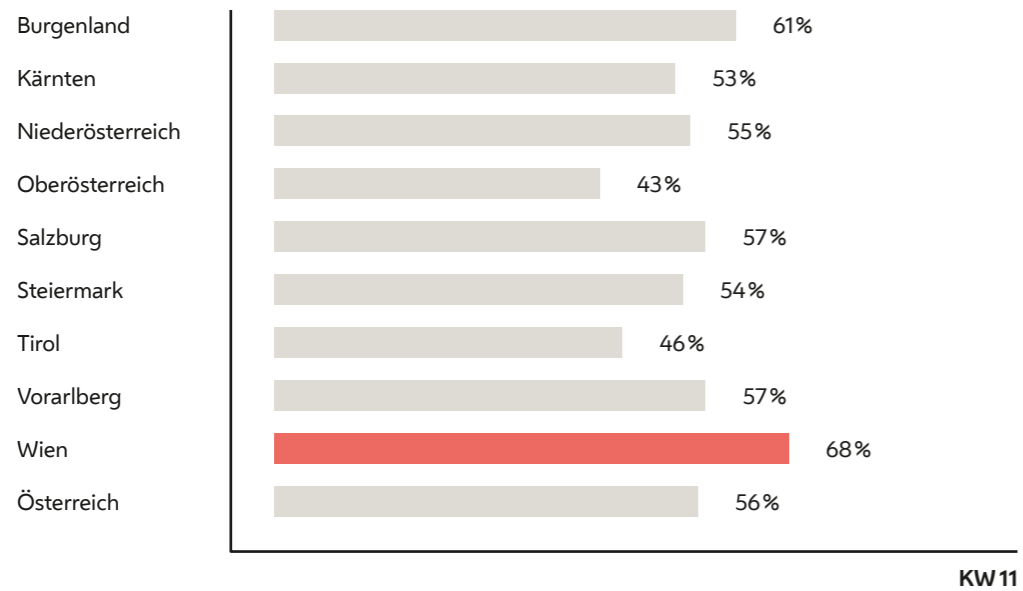


Fälle mit geklärter Quelle in Prozent

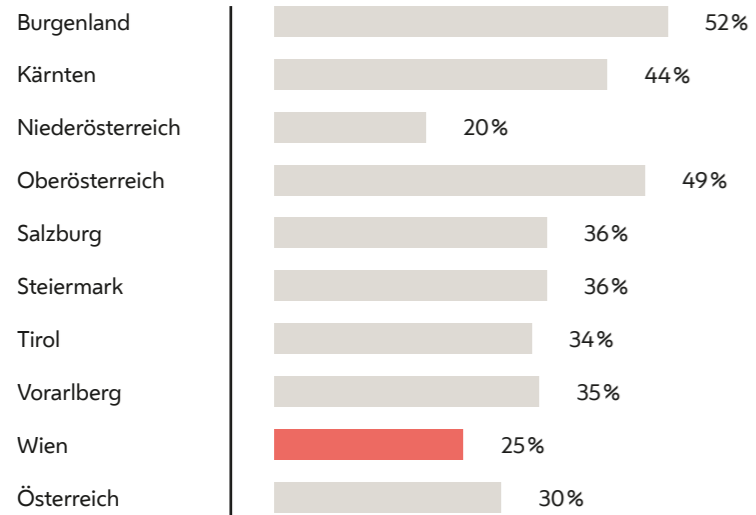
Bundesland	KW36	KW37	KW38	KW39	KW40	KW41	KW42	KW43	KW44	KW45	KW46	KW47	KW48	KW49	KW50	KW51	KW52	KW53	KW1	KW2	KW3	KW4	KW5	KW6	KW7	KW8	KW9	KW10	KW11	KW12	KW13	KW14	KW15
Burgenland	74	55	66	74	83	77	73	64	44	37	31	16	24	24	27			26	65	68	55	59	62	62	61	59	52	52	61	50	59	66	69
Kärnten	63	56	71	61	75	69	74	50	40	34	29	28	30	12	34			34	40	37	35	38	41	51	54	43	51	53	53	48	41	58	58
Niederösterreich	66	63	59	63	67	71	66	56	27	22	18	19	11	11	16			11	65	68	65	64	67	61	52	45	56	61	55	46	49	69	69
Oberösterreich	77	80	81	76	67	73	59	27	24	13	9	11	15	20	24			13	40	50	55	61	63	61	61	51	55	50	43	22	52	62	60
Salzburg	77	63	53	55	64	54	45	42	42	39	34	32	8	7	40			25	43	51	60	57	59	58	57	52	56	40	57	50	55	55	57
Steiermark	73	62	60	67	63	62	60	42	21	12	10	11	17	17	18			4	20	41	48	52	61	50	50	55	54	56	54	53	62	63	65
Tirol	71	75	66	68	74	66	60	35	32	29	26	15	18	28	44			20	59	62	61	62	65	63	64	67	66	55	46	54	48	59	64
Vorarlberg	81	72	59	58	72	72	68	43	27	16	12	17	9	12	53			29	51	49	57	62	57	57	63	59	54	65	57	49	60	63	61
Wien	55	55	51	51	61	61	56	43	42	40	31	40	50	54	59	62	54	63	66	73	76	75	73	74	72	72	69	72	68	66	67	69	73
Österreich	64	51	58	59	65	65	60	43	30	25	19	19	21	22	33			24	49	57	59	61	63	61	59	56	59	58	56	50	56	65	66



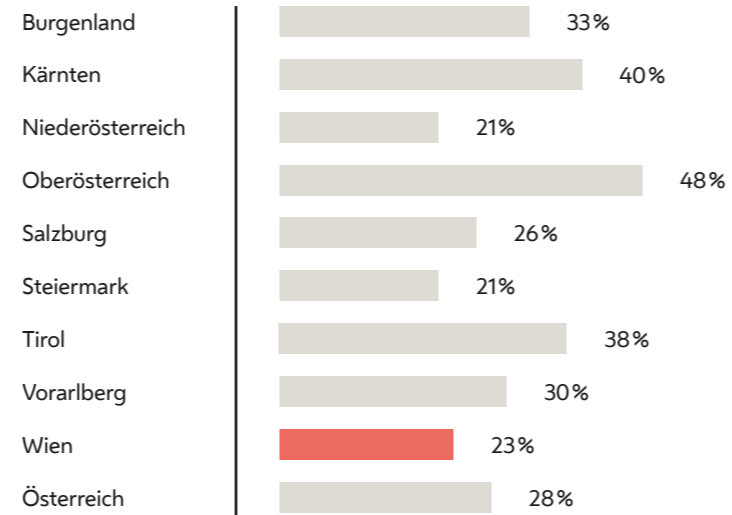


Anteil asymptomatischer Befunde in Prozent

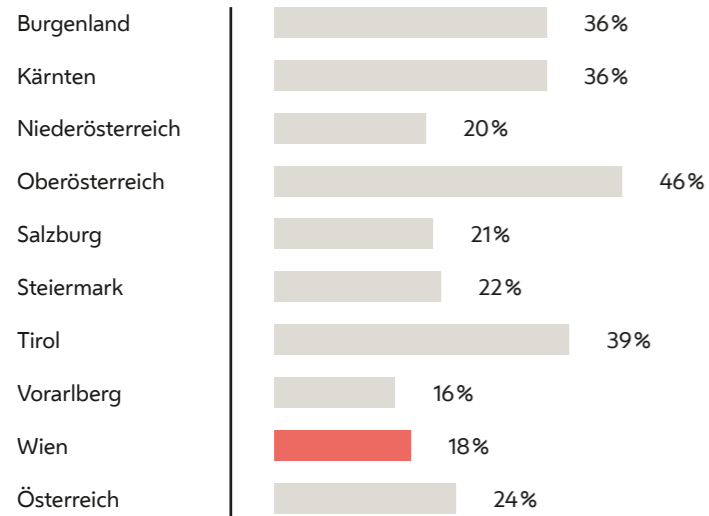
Bundesland	KW36	KW37	KW38	KW39	KW40	KW41	KW42	KW43	KW44	KW45	KW46	KW47	KW48	KW49	KW50	KW51	KW52	KW53	KW1	KW2	KW3	KW4	KW5	KW6	KW7	KW8	KW9	KW10	KW11	KW12	KW13	KW14	KW15
Burgenland	52	33	36	45	44	39	44	37	31	21	20	26	31	34	30	43	29	30	26	36	36	32	44	36	34	30	33	35	34	41	39	39	43
Kärnten	44	40	36	34	41	54	38	29	26	20	15	10	8	11	22	26	24	20	21	20	19	26	30	27	29	34	33	33	28	28	29	26	34
Niederösterreich	20	21	20	16	24	31	24	23	16	14	12	15	16	20	22	19	16	12	17	22	26	24	36	32	36	35	37	38	39	38	36	37	36
Oberösterreich	49	48	46	49	37	39	33	28	20	7	6	7	7	11	17	19	17	12	13	11	18	21	21	21	21	21	24	24	22	20	22	34	31
Salzburg	36	26	21	20	32	23	20	17	24	24	23	22	23	21	26	30	18	16	16	19	20	24	21	25	26	29	26	21	24	23	28	28	28
Steiermark	36	21	22	26	22	22	19	18	9	5	3	2	5	8	10	13	13	10	12	13	16	17	18	18	16	17	16	20	17	20	18	20	18
Tirol	34	38	39	44	43	39	33	24	18	12	12	14	16	24	25	20	22	23	20	24	24	22	26	27	29	30	30	29	27	21	26	23	33
Vorarlberg	35	30	16	14	12	8	7	2	1	0	0	0	0	0	1	0	1	0	0	5	1	0	0	13	17	17	21	29	21	18	26	28	29
Wien	25	23	18	18	20	41	32	18	35	22	15	26	32	35	35	42	33	32	37	43	47	46	43	48	52	50	49	56	50	52	53	50	51
Österreich	30	28	24	24	26	36	29	22	19	13	10	12	15	18	21	23	21	17	19	22	25	27	30	30	32	33	34	36	34	34	35	35	36



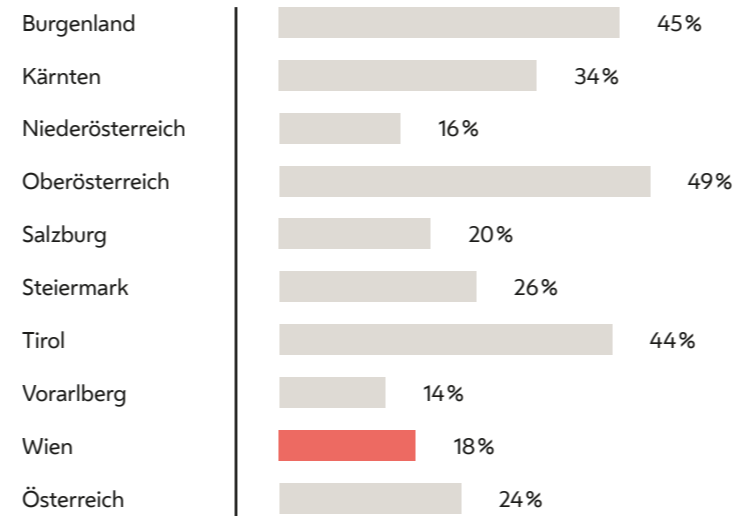
KW36



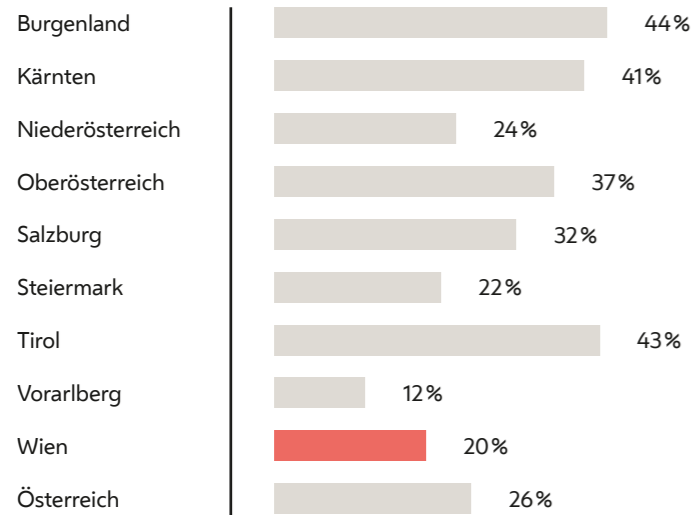
KW37



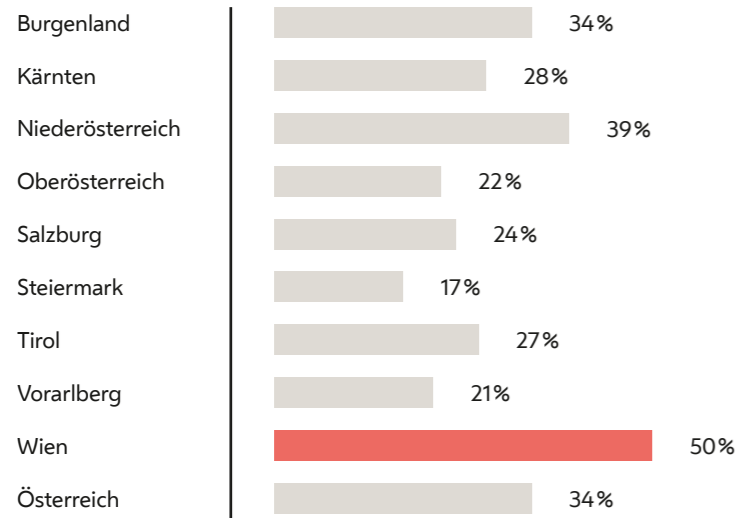
KW38



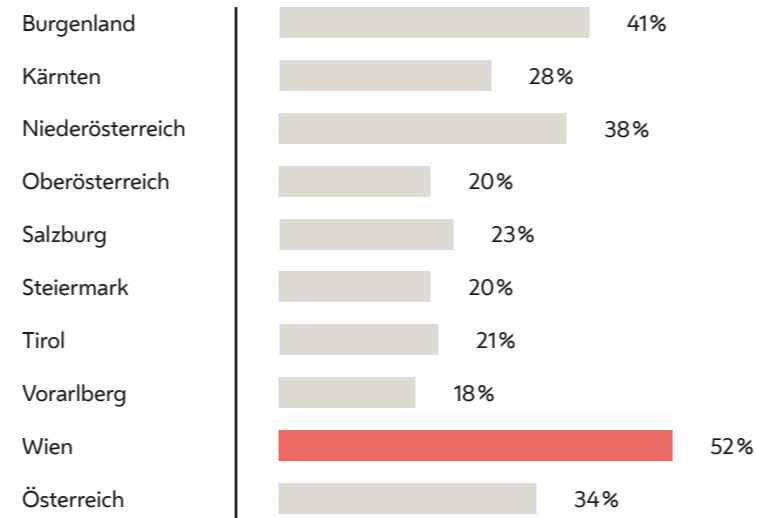
KW39



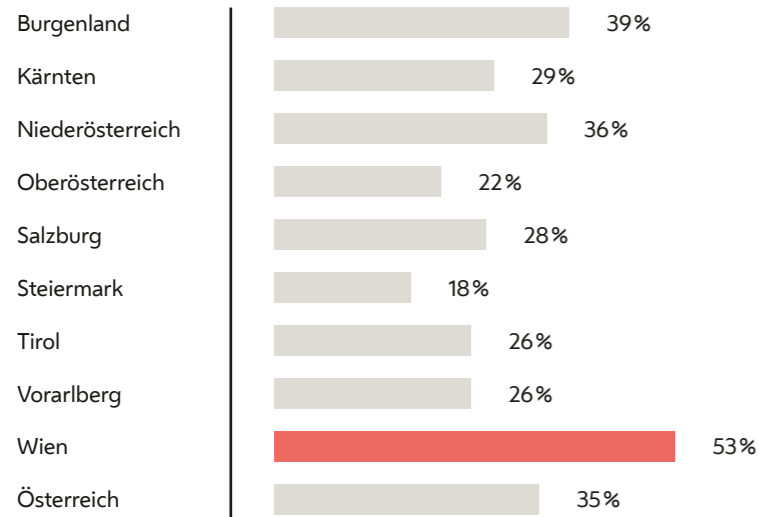
KW40



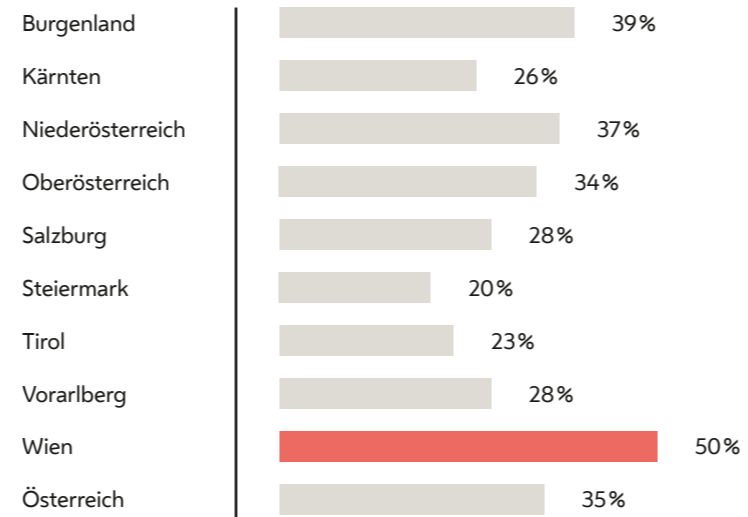
KW11



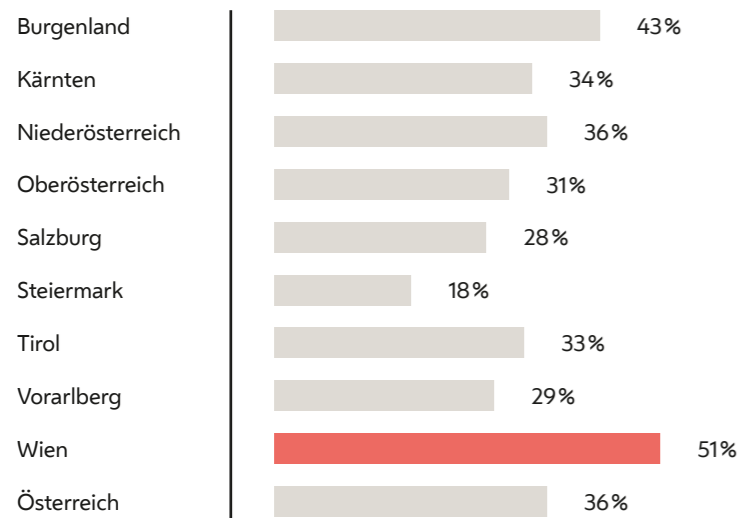
KW12



KW13



KW14



KW15